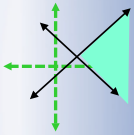
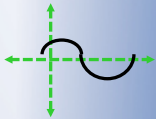


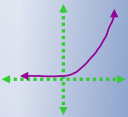
$$5x - 2y \leq 75$$



$$\begin{bmatrix} a & b \\ c & d \end{bmatrix}$$



$$S = Pe^{rt}$$



$$APY = \left(1 + \frac{r}{n}\right)^n - 1$$

Math 1090 ~ Business Algebra

Section 3.2 Parabolas: Quadratic Equations in Two Variables

Objectives:

- Identify a quadratic function, including the dependent and independent variables.
- Sketch a graph of a quadratic function.
- Identify the vertex, the axis of symmetry, concavity, y-intercept and roots of a quadratic function.

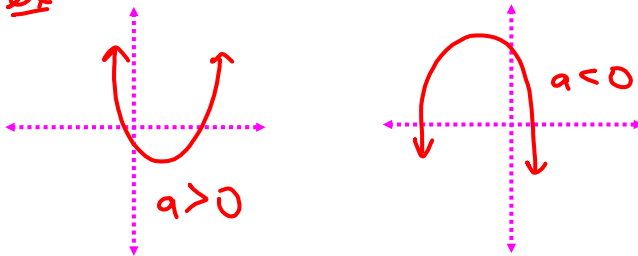
A quadratic function in two variables can be written in the form

$$y = f(x) = ax^2 + bx + c \quad a \neq 0, a, b, c \in \mathbb{R}$$

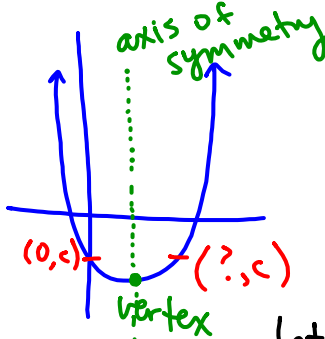
a, b, c constants

x is the independent variable

ex



How can we find the vertex?



$$? = -\frac{b}{a}$$

$$y = ax^2 + bx + c$$

check: plug in $x=0$

$$\Rightarrow y = a(0) + b(0) + c = c$$

So parabola goes through pt $(0, c)$.

let $y=c$. We get

$$c = ax^2 + bx + c$$

$$0 = ax^2 + bx$$

$$0 = x(ax + b)$$

$$x=0 \quad \text{or} \quad ax + b = 0$$

✓

$$ax = -b$$

$$x = -\frac{b}{a}$$

\Rightarrow vertex is halfway between $x=0$ and $x = -\frac{b}{a}$

i.e. vertex occurs when

$$x = \frac{1}{2} \left(-\frac{b}{a} \right) = -\frac{b}{2a}$$

vertex:

$$\left(-\frac{b}{2a}, f\left(-\frac{b}{2a}\right) \right)$$

$$y = ax^2 + bx + c$$

Ex 1: For $y = -2x^2 - 4x + 6$

(parabola, aka.
quadratic fn)

a) Find the vertex.

$$a = -2, b = -4$$

$$x = \frac{-b}{2a} = \frac{-(-4)}{2(-2)} = -1$$

$$\text{vertex: } \boxed{(-1, 8)}$$

$$y = -2(-1)^2 - 4(-1) + 6 = -2 + 4 + 6 = 8$$

b) Is the vertex a min or max point?

$a = -2 < 0 \Rightarrow$ parabola is concave down

\Rightarrow vertex is $\boxed{\text{max pt}}$



Ex 2: For $y = x^2 - 6x + 9$, $a=1, b=-6, c=9$

- a) Find the vertex. $(3, 0)$ f) Sketch the graph

$$x = \frac{-b}{2a} = \frac{6}{2} = 3 \quad y = 3^2 - 6(3) + 9$$
$$y = 0$$

- b) Is it a min or max point?

$a = 1 > 0$  vertex is min

- c) Find the zeros/roots of the graph.

$$0 = x^2 - 6x + 9$$

$$0 = (x-3)(x-3)$$
$$x-3 = 0 \Rightarrow x = 3$$

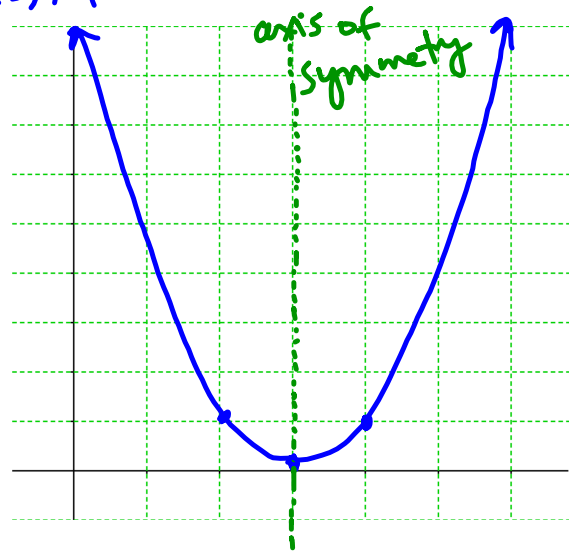
- d) Find the axis of symmetry

$$x = 3$$

- e) Find the y-intercept.

$$y = 0^2 - 6(0) + 9 = 9$$

$$(0, 9)$$



Ex 3: For $y = -x^2 + 4x + 5$, $a = -1$, $b = 4$, $c = 5$

a) Find the vertex.

$$x = \frac{-b}{2a} = \frac{-4}{2(-1)} = 2 \quad y = -(2^2) + 4(2) + 5 = -4 + 8 + 5 = 9$$

$(2, 9)$

b) Is this parabola concave up or concave down?

$$a = -1 < 0 \Rightarrow \text{concave down}$$

c) Find the x and y-intercepts of the graph.

x-int: $(-1, 0)$ $(5, 0)$ | y-int: $(0, 5)$

$$(0 = -x^2 + 4x + 5) \quad (-1) \quad (0, 5)$$

$$0 = x^2 - 4x - 5$$

$$0 = (x - 5)(x + 1)$$

$$x = 5, -1$$

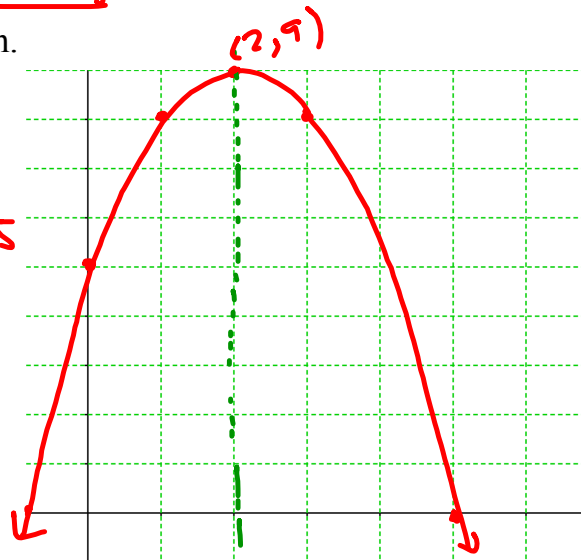
$$y = 0 + 0 + 5$$

$$y = 5$$

d) Find the axis of symmetry

$$x = 2$$

e) Sketch the graph



Ex 4: For the parabola from example 1, $y = -2x^2 - 4x + 6$, sketch the graph.

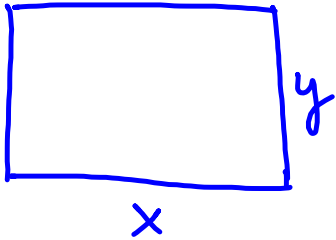
vertex $(-1, 8)$

concave down

coefficient of x^2 is -2



Ex 5: If 100 ft of fencing is used to enclose a rectangular yard, find the area function. Find the dimensions of the rectangle that maximizes the area.



$$P = 100 \text{ ft} = 2x + 2y$$

$$\Leftrightarrow 100 = 2x + 2y$$

$$50 = x + y$$

$$y = 50 - x$$

$$A = A(x) = xy$$

$$A = x(50 - x)$$

$$A(x) = 50x - x^2$$

$$A(x) = -x^2 + 50x$$

\Rightarrow area is a quadratic fn of x .

and leading coefficient is negative

\Rightarrow we have concave down
parabola



\Rightarrow max area occurs at vertex

$$\text{vertex: } x = \frac{-b}{2a} = \frac{-50}{2(-1)} = 25$$

dimensions of rectangle: $x = 25$, $y = 50 - 25 = 25$

25 ft x 25 ft