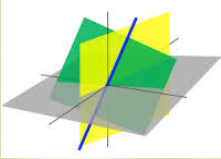
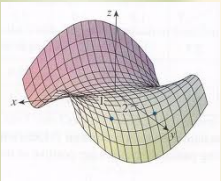


Maxima and Minima

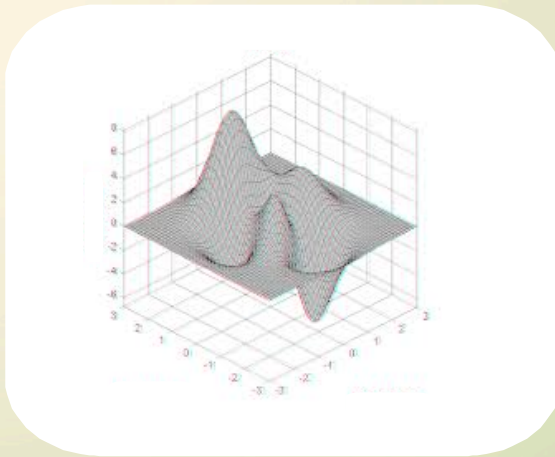


$$f_x = \frac{\partial f}{\partial x} = \lim_{h \rightarrow 0} \frac{f(x+h, y) - f(x, y)}{h}$$

$$f_y = \frac{\partial f}{\partial y} = \lim_{h \rightarrow 0} \frac{f(x, y+h) - f(x, y)}{h}$$

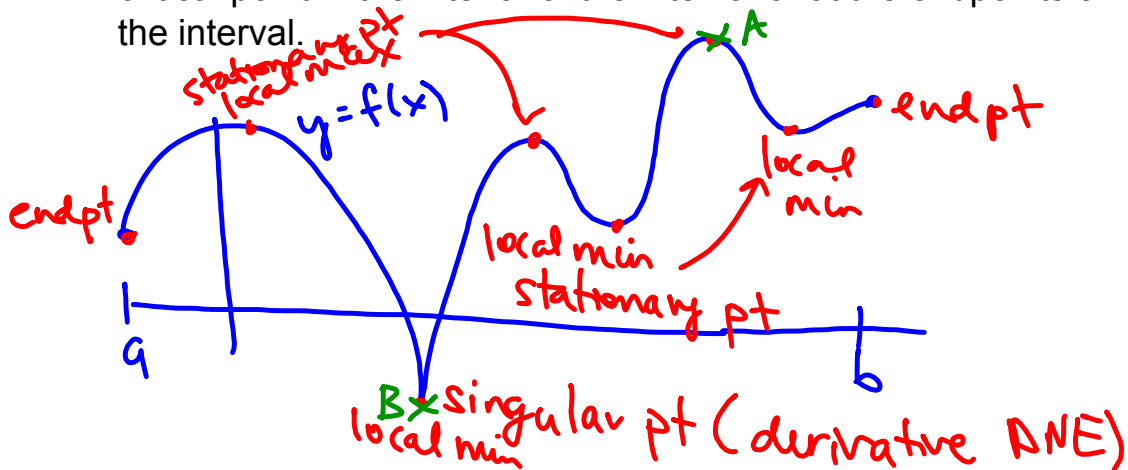


$$\begin{aligned} \int_0^1 \int_0^{2y} xy \, dx \, dy &= \int_0^1 \left[\frac{x^2}{2} y \right]_{x=0}^{x=2y} dy \\ &= \int_0^1 \frac{(2y)^2}{2} y \, dy = \int_0^1 2y^3 \, dy \\ &= \left[\frac{y^4}{2} \right]_{y=0}^{y=1} = \frac{1}{2} \end{aligned}$$



Recall from Calculus I: (curves in 2-d)

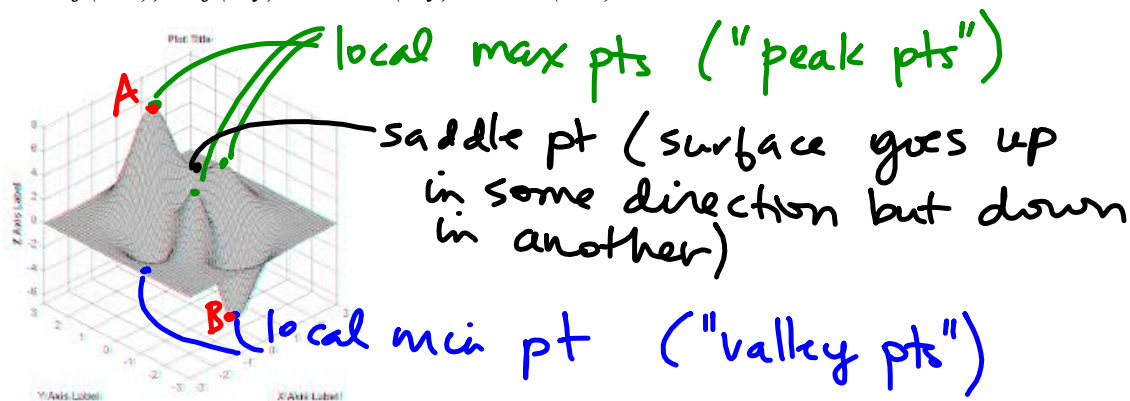
- 1) Critical points (where $f'(x) = 0$ or DNE) are the candidates for where local min and max points can occur.
- 2) You can use the Second Derivative Test (SDT) to test whether a given critical point is a local min or max. SDT is not always conclusive.
- 3) Global max and min of a function on an interval can occur at a critical point in the interior of the interval or at the endpoints of the interval.



global max occurs at pt A }
 global min " " " B } on $[a, b]$

Extreme Values

- 1) f has a global maximum at a point (a,b) if $f(a,b) \geq f(x,y)$ for all (x,y) in the domain of f . f has a local maximum at a point (a,b) if $f(a,b) \geq f(x,y)$ for all (x,y) near (a,b) .
- 2) f has a global minimum at a point (a,b) if $f(a,b) \leq f(x,y)$ for all (x,y) in the domain of f . f has a local minimum at a point (a,b) if $f(a,b) \leq f(x,y)$ for all (x,y) near (a,b) .



global min/max pts :

global max at A
global min at B

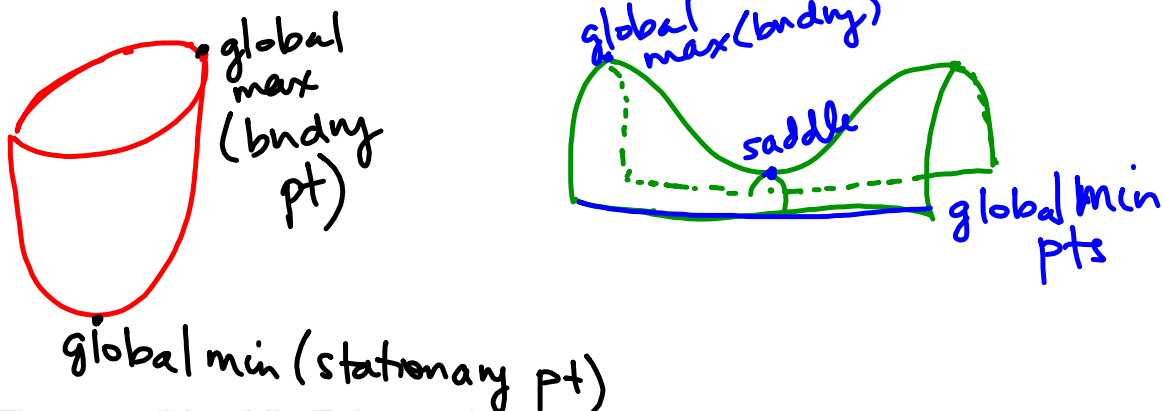
Theorem (Critical Point)

Let f be defined on a set S containing (a,b) . If $f(a,b)$ is an extreme value (max or min),

then (a,b) must be a critical point, i.e. either (a,b) is

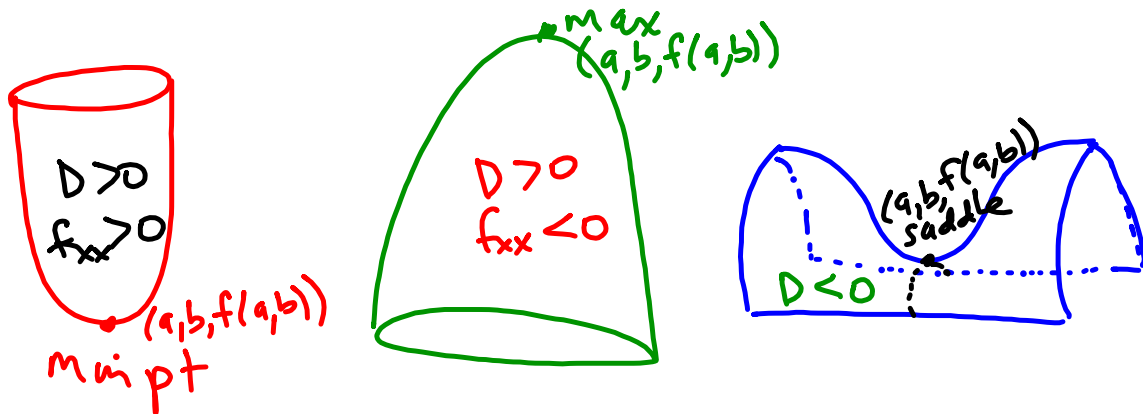
- a) a boundary point of S (assumes S is closed + bounded)
- b) a stationary point of S (where $\nabla f(a,b) = \vec{0}$, i.e. the tangent plane is horizontal)
- c) a singular point of S (where f is not differentiable).

Fact: Critical points are candidate points for both global and local extrema.



Theorem (Max-Min Existence)

If f is continuous on a closed, bounded set S , then f attains both a global max value and a global min value there.



Second Partial Test Theorem

Suppose $f(x, y)$ has continuous second partial derivatives in a neighborhood of (a, b) and $\nabla f(a, b) = \vec{0}$.

Let $D = D(a, b) = f_{xx}(a, b)f_{yy}(a, b) - f_{xy}^2(a, b)$

then

- $D > 0$
- 1) If $D > 0$ and $f_{xx}(a, b) < 0$, then $f(a, b)$ is a local max.
 - 2) If $D > 0$ and $f_{xx}(a, b) > 0$, then $f(a, b)$ is a local min.
 - 3) If $D < 0$, then $f(a, b)$ is not an extreme value.
 ((a, b) is a saddle point.)
 - 4) If $D = 0$ the test is inconclusive.

} $f_{xx}(a, b)$
 and $f_{yy}(a, b)$
 are same sign

EX 1 For $f(x,y) = xy^2 - 6x^2 - 3y^2$, find all critical points, indicating whether each is a local min, a local max or saddle point.

$$f_x = y^2 - 12x \quad f_y = 2xy - 6y$$

$$f_{xx} = -12, \quad f_{yy} = 2x - 6, \quad f_{xy} = 2y$$

$$D = f_{xx} f_{yy} - f_{xy}^2 = -12(2x-6) - (2y)^2 \\ = -24x + 72 - 4y^2$$

possible stationary / singular pts:

$$\nabla f = \langle y^2 - 12x, 2xy - 6y \rangle = \langle 0, 0 \rangle \quad (\text{possible stationary pts})$$

note: no singular pts (∇f well-defined everywhere)

$$\textcircled{1} y^2 - 12x = 0 \quad \text{and} \quad \textcircled{2} 2xy - 6y = 0$$

$$y^2 = 12x$$

$$x = \frac{y^2}{12} \rightarrow 2\left(\frac{y^2}{12}\right)y - 6y = 0$$

$$\frac{1}{6}y^3 - 6y = 0$$

$$y(y^2 - 36) = 0$$

$$y = 0, 6, -6$$

$$\Rightarrow \text{if } y = 0, x = \frac{0^2}{12} = 0 \quad A(0, 0)$$

$$\text{if } y = \pm 6, x = \frac{(\pm 6)^2}{12} = 3 \quad B(3, 6) \quad C(3, -6)$$

$$D = -24x + 72 - 4y^2, \quad f_{xx} = -12$$

$$\text{pt A: } D = -24(0) + 72 - 4(0) = 72 > 0$$

$$f_{xx}(0, 0) = -12 < 0 \Rightarrow \boxed{\text{max pt}}$$

$$\text{pt B: } D = -24(3) + 72 - 4(36) = 0 - 4(36) < 0$$

$$\Rightarrow \boxed{\text{saddle pt}}$$

$$\text{pt C: } D = -24(3) + 72 - 4(36) < 0$$

$$\Rightarrow \boxed{\text{saddle pt}}$$

no local min pt

max pt: $(0, 0, 0)$

saddle pts: $(3, 6, -54)$

$(3, -6, -54)$

$$z = xy^2 - 6x^2 - 3y^2$$

$$z = 3(6^2) - 6(3^2) - 3(6^2) = -54$$

EX 2 Find the global max and min values for

$$f(x,y) = x^2 - y^2 - 1 \text{ on}$$


$$S = \{(x,y) \mid x^2 + y^2 \leq 1\}$$

bndry

(consider local
min/max pts
and bndry pts)

$$f_x = 2x, \quad f_y = -2y$$

$$\nabla f = \langle 2x, -2y \rangle = \langle 0, 0 \rangle$$



$x=0$, and $y=0$ stationary pt to consider

note: no singular pts

this turns out to be a saddle pt

$$\text{boundary pts: } \{(x,y) \mid x^2 + y^2 = 1\}$$

by inspection: we can see that max pts occur along x-axis and min pts occur along y-axis.

$$\text{along x-axis: } y=0, \quad x^2 + 0^2 = 1 \Rightarrow x = \pm 1$$

$$f(\pm 1, 0) = (\pm 1)^2 - 0^2 - 1 = 0$$

$$\text{max pts } (\pm 1, 0, 0)$$

$$\text{along y-axis: } x=0, \quad 0^2 + y^2 = 1 \Rightarrow y = \pm 1$$

$$f(0, \pm 1) = 0^2 - (\pm 1)^2 - 1 = -2$$

$$\text{min pts } (0, \pm 1, -2)$$

similarly, we can argue:

$$f(x,y) = x^2 - y^2 - 1 \quad \text{w/ bndry info } y^2 = 1 - x^2$$

$$z = f(x,y) = x^2 - (1 - x^2) - 1 = 2x^2 - 2 \quad (\text{a fn of } x \text{ only})$$

$$z = 2x^2 - 2$$

$$\frac{dz}{dx} = z' = 4x = 0 \Leftrightarrow x = 0$$

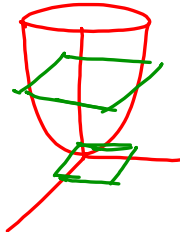
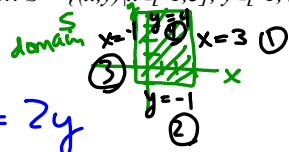
min pt at $(0, \pm 1, -2)$



EX 3 Find the points where the global max and min occur for

$z = f(x,y) = x^2 + y^2$ on $S = \{(x,y) | x \in [-1,3], y \in [-1,4]\}$.

paraboloid



$f_x = 2x, f_y = 2y$

$\nabla f = \langle 2x, 2y \rangle = \langle 0, 0 \rangle \Leftrightarrow \begin{cases} x=0 \\ y=0 \end{cases}$

$(0,0,0)$ min pt. (global)

max pt is somewhere on the bndry

case ① $x=3$:
 $z = 3^2 + y^2$
 $z = 9 + y^2$
 (want to look for max pts)
 $y \in [-1, 4]$
 \Rightarrow max pt occurs at bndry pt (y, z)
 $(-1, 10) \quad z = 9 + 1$
 $(4, 25) \quad z = 9 + 4^2$

case ② $y=-1$
 $z = x^2 + 1$
 max pt will be a bndry pt; bndry $x \in [-1, 3]$
 $(-1, 2) \quad z = 1 + 1$
 $(3, 10) \quad z = 9 + 1$

case ③ $x=-1$
 $z = 1 + y^2 \quad y \in [-1, 4]$
 bndry pts (y, z)
 $(-1, 2) \quad z = 1 + 1$
 $(4, 17) \quad z = 1 + 16$


case ④ $y=4$
 $z = 16 + x^2 \quad x \in [-1, 3]$
 bndry pts (x, z)
 $(-1, 17) \quad z = 16 + 1$
 $(3, 25) \quad z = 16 + 9$

possible max pts: (on surface)

- ① $(3, -1, 10)$ ② $(-1, -1, 2)$ ③ $(-1, -1, 2)$
- $(3, 4, 25)$ $(3, -1, 10)$ $(-1, 4, 17)$
- ④ $(-1, 4, 17)$
- $(3, 4, 25)$

\Rightarrow global max occurs at $(3, 4, 25)$

EX 4 Find the 3-D vector of length 9 with the largest possible sum of its components.

$$x^2 + y^2 + z^2 = 9^2$$


because of symmetry,
our pt will be in 1st octant.

$$f = x + y + z \Rightarrow f(x, y) = x + y + \sqrt{81 - x^2 - y^2}$$

(domain $x^2 + y^2 \leq 81$)

$$\nabla f = \left\langle 1 + \frac{-2x}{2\sqrt{81-x^2-y^2}}, 1 + \frac{-2y}{2\sqrt{81-x^2-y^2}} \right\rangle = \langle 0, 0 \rangle$$

$$\textcircled{1} 1 + \frac{-2x}{2\sqrt{81-x^2-y^2}} = 0 \quad \text{and} \quad \textcircled{2} 1 + \frac{-2y}{2\sqrt{81-x^2-y^2}} = 0$$

$$81 - x^2 - y^2 = x^2$$

$$81 = 2y^2 + x^2$$

$$81 = 2x^2 + y^2$$

$$\Rightarrow 2x^2 + y^2 = 2y^2 + x^2$$

$$\textcircled{2a} x^2 = y^2$$

$$\textcircled{1} 81 = 2x^2 + x^2 \quad (\text{substitute } y^2 = x^2)$$

$$x^2 = 27 \Rightarrow x = \pm 3\sqrt{3} \xrightarrow{\text{choose}} x = 3\sqrt{3}$$

$$\textcircled{2a} y = 3\sqrt{3}$$

(to be in octant 1)

$$f(3\sqrt{3}, 3\sqrt{3}) = 3\sqrt{3} + 3\sqrt{3} + \sqrt{81 - 27 - 27}$$

$$= 3\sqrt{3} + 3\sqrt{3} + 3\sqrt{3} = 9\sqrt{3}$$

note: if we check boundary pts $x^2 + y^2 = 81$
we get possible max pts at

$$(x, y) = (\pm 9/\sqrt{2}, \pm 9/\sqrt{2}) \Rightarrow f(\pm 9/\sqrt{2}, \pm 9/\sqrt{2}) = 0 \quad \text{or } 9\sqrt{2}$$

both those f-values $< 9\sqrt{3}$

\Rightarrow max truly occurs at $(x, y) = (3\sqrt{3}, 3\sqrt{3})$

3-d vector we want: $\langle x, y, z \rangle$ where

$$z = \sqrt{81 - x^2 - y^2}$$

$$\text{is } \langle 3\sqrt{3}, 3\sqrt{3}, 3\sqrt{3} \rangle$$